



WWW.SPIDERMOWER.COM




Remote-Controlled Mower

SPIDER eZERO



SPIDER eZERO

We present to you the brand-new, fully electric SPIDER mower - eZERO. This model features an energy-efficient chassis design, low operating costs, and the lowest profile on the market.

-  High-capacity battery
-  Off-road tires as standard equipment
-  Maintenance-free drive
-  Only 3 main electric motors
-  Powerful and robust cutting system made of aluminum alloys
-  All-aluminum chassis
-  Narrow front wheels



3 000 W + 2 × 1 500 W



up to 30°



up to 5 000 m² / Hr



110 cm



Total weight
is only 212 kg



Battery
capacity 150 Ah



Machine height
only 47 cm



High productivity
on a single charge

UNIQUE LOW-ENERGY CHASSIS

The SPIDER eZERO chassis is designed for maximum performance with minimal energy consumption. Thanks to its record-low weight, rear axle drive, and absence of skid steering, most of the energy is efficiently used for the actual mowing, allowing the mower to achieve exceptional productivity on a single charge.

WITH A FULLY CHARGED BATTERY, eZERO CAN HANDLE:



8 hours of work



Up to 28,000 m²



REMOTE CONTROL SYSTEM:

- Range up to 100 m
- Precise control
- Ergonomic design
- 100% operator safety

REMOTE-CONTROLLED FUNCTIONS OF THE MOWER:

- Turning the mower and cutting system on and off
- Changing drive speed
- Changing direction of travel
- Changing speed mode




Technical Specifications



SPIDER KNOW-HOW

The cutting system, developed based on 20 years of experience, offers high impact resistance to unexpected obstacles and uses HARDOX® knives for long-lasting durability and reliable performance.

Drive Motors	Three synchronous motors with permanent magnets
Motor Power	2 x 1,500 W (drive); 1 x 3,000 W (cutting system)
Battery Type	Lithium-ion (NMC)
Battery Voltage	50.4 V
Battery Capacity	150 Ah
Battery Life	5 - 8 hours (depending on terrain difficulty)
Drive System	Rear axle drive, CAR mode steering system
Maximum Speed	12 km / h
Cutting Width	110 cm
Cutting Height Adjustment	8 - 14 cm
Work Productivity	Up to 5,000 m ² /h
Slope Accessibility	Up to 30° (58%)
Noise Level at Operator's Position	Max. 73 dB
Dimensions	184 x 135 x 49 cm
Operating Weight	212 kg (including battery)



Manufacturer:
DVOŘÁK - svahové sekačky s.r.o.
Pohled 277, 582 21 Pohled
Česká republika

+420 564 036 099

info@spider-cz.com

WWW.SPIDERMOWER.COM